


Mill Rate Form

User's Guide

LEA Forms Web Application

Submit by:
December 15, 2023



Kansas leads the world in the success of each student.

MISSION

To prepare Kansas students for lifelong success through rigorous, quality academic instruction, career training and character development according to each student's gifts and talents.

VISION

Kansas leads the world in the success of each student.

MOTTO

Kansans Can

SUCCESS DEFINED

A successful Kansas high school graduate has the

- Academic preparation,
- Cognitive preparation,
- Technical skills,
- Employability skills and
- Civic engagement

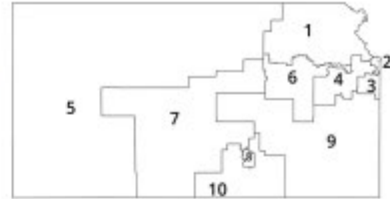
to be successful in postsecondary education, in the attainment of an industry recognized certification or in the workforce, without the need for remediation.











OUTCOMES

- Social-emotional growth
- Kindergarten readiness
- Individual Plan of Study
- Civic engagement
- Academically prepared for postsecondary
- High school graduation
- Postsecondary success



900 S.W. Jackson Street, Suite 600
Topeka, Kansas 66612-1212
(785) 296-3203
www.ksde.org/board



<p>DISTRICT 1</p>  <p>Danny Zeck dzeck@ksde.org</p>	<p>DISTRICT 2</p>  <p>Melanie Haas Chair mhaas@ksde.org</p>	<p>DISTRICT 3</p>  <p>Michelle Dombrosky mdombrosky@ksde.org</p>	<p>DISTRICT 4</p>  <p>Ann E. Mah Legislative Liaison amah@ksde.org</p>	<p>DISTRICT 5</p>  <p>Cathy Hopkins chopkins@ksde.org</p>
<p>DISTRICT 6</p>  <p>Dr. Deena Horst Legislative Liaison dhorst@ksde.org</p>	<p>DISTRICT 7</p>  <p>Dennis Hershberger dhershberger@ksde.org</p>	<p>DISTRICT 8</p>  <p>Betty Arnold barnold@ksde.org</p>	<p>DISTRICT 9</p>  <p>Jim Porter Vice Chair jporter@ksde.org</p>	<p>DISTRICT 10</p>  <p>Jim McNiece jmcniece@ksde.org</p>



900 S.W. Jackson Street, Suite 102
Topeka, Kansas 66612-1212
(785) 296-3201
www.ksde.org

COMMISSIONER OF EDUCATION



Dr. Randy Watson

DEPUTY COMMISSIONER
Division of Fiscal and Administrative Services



Dr. Frank Harwood

DEPUTY COMMISSIONER
Division of Learning Services



Dr. Ben Proctor

The Kansas State Department of Education does not discriminate on the basis of race, color, religion, national origin, sex, disability or age in its programs and activities and provides equal access to the Boy Scouts and other designated youth groups. The following person has been designated to handle inquiries regarding the nondiscrimination policies: KSDE General Counsel, Office of General Counsel, KSDE, Landon State Office Building, 900 S.W. Jackson, Suite 102, Topeka, KS 66612, (785) 296-3201

Kansas leads the world in the success of each student.

Mill Rate Form

Table of Contents

Table of Contents	3
Introduction	4
Glossary	5
Accessing LEA Forms	6
Current Users.....	6
New Users	8
Navigating	11
Change School Year	12
Administrative Data	13
Mill Rate Form.....	14
Capital Outlay.....	14
Submit Report (Results of Completeness Check).....	15
Contacts	17
Mill Rate Form.....	17
Username & Passwords	17

Mill Rate Form

Introduction

Frank Harwood

Deputy Commissioner
Division of Fiscal & Administrative Services
Kansas State Department of Education
fharwood@ksde.org

Dale Brungardt

School Finance Director
Division of Fiscal & Administrative Services
Kansas State Department of Education
dbrungardt@ksde.org

Welcome to the Mill Rate form. This web form collects actual mill rates, as determined, and certified by the County Clerk, based upon taxes to be levied for the current school year. Each district will submit the final mill rates of their home county for the current year through the LEA Forms Web Application.

Glossary

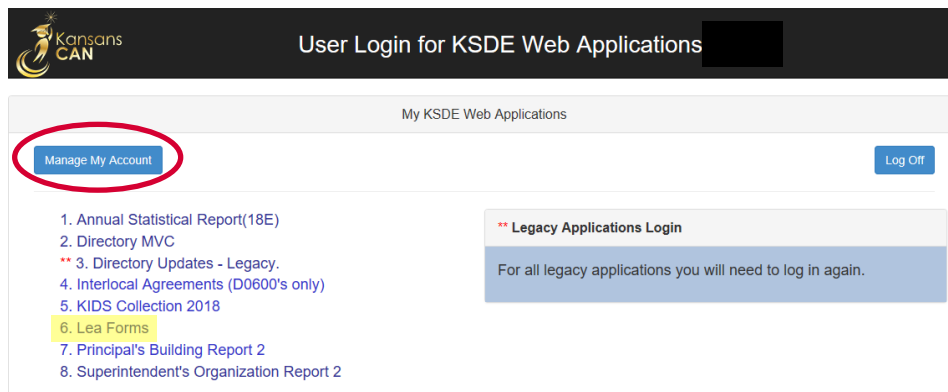
Term	Meaning
Mill Rate	This is a mathematical procedure to determine property taxes for each levy fund. One mill is one dollar of property tax levied against \$1,000 of assessed valuation.
Assessed Valuation	<p>Assessed valuation is computed by taking the market value of the property and multiplying it by the appropriate assessment factor for that classification of property.</p> <p><i>Note: Market value and assessed value of farmland is different for each type of property and is available from your local County Assessor's Office.</i></p>
Levy Fund	<p>School districts are authorized to levy property taxes for selected funds:</p> <ul style="list-style-type: none"> • General (06) • Supplemental General (08) • Adult Education (10) • Capital Outlay (16) • Cost of Living (33) • Special Liability (42) • School Retirement (44) • Extraordinary Growth (45) • Bond & Interest (62 & 63) • No-Fund Warrant (66) • Special Assessment (67) • Temporary Note (68) • Historical Museum (80) • Public Library Board (82) • Public Library Board Employee Benefits (83) • Recreation Commission (84) • Recreation Commission Employee Benefits & Special Liability (86)

Accessing LEA Forms


Current Users

If you already have access to KSDE Web Applications, log in and make sure you have “LEA Forms” in your list of Web Applications.

1. Go to the [KSDE Web Applications site](#)
2. Log in and click **Accept** on the Legal Notice screen.
3. Check to see if you have **LEA Forms** in your list of web applications (it may be a different number on your screen than shown below). If you do not, click **Manage My Account**.



4. If your account has district level access, LEA Forms will be available to add to your current account. Scroll down the list of applications (in alphabetical order), to check the box next to **LEA Forms** and then select **District Administrator**.



Note: If you do not see LEA Forms listed here, your account does not have district level access. Please see the [New Users](#) section to register a new account with district level access.

Tip: If you must register for a new username, note what current Web Applications you are registered for on your current building level account as well as the user level. Then, when you register for your district level account, you can request access to all the web applications you had access to under your building level account as well as LEA Forms. Once approved for access, you should then be able to access all applications under your district level account.

5. Scroll down to the bottom and fill in the three fields under **In Case You Forget Your Password**.

IN CASE YOU FORGET YOUR PASSWORD:

Enter your birthdate, then choose a question to which only you know the answer and which has nothing to do with your password. If you forget your password, we'll verify your identity by asking you to enter your birthdate and the answer to this question:

Birthdate (MM/DD/YYYY):*

Question:*

Answer (this field is case-sensitive):*

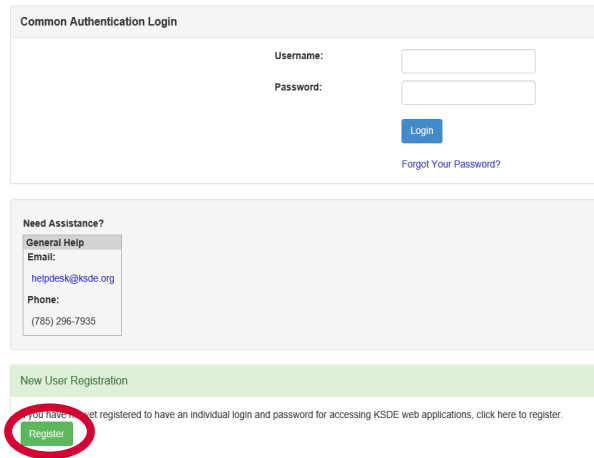
6. Click **Submit**. Once this happens, the IT Helpdesk will email the contact denoted as "Superintendent" on the Directory Updates web application for approval.
7. Once the Superintendent approves the request, IT will add the requested application to your account. When complete, an email will be sent stating that access has been granted.
8. Go to the [KSDE Web Applications](#) site and sign in. All web applications registered for will be listed; only applications you have been given access to will be accessible.

Note: If an application is grey and not linked, that means that the Superintendent has not approved you for that specific application.

New Users

Individuals who do not have access to KSDE web applications will need to register for access.

1. Go to the [KSDE Web Applications](#).
2. Click **Register**.



3. Enter in the required information.
 - a. Select your district from the **Organization** drop-down list.
 - b. Select **All Buildings** in the **Building** drop-down list. This will then populate a list of applications to register for below.

Note: If you select a specific building instead of “All Buildings”, the LEA Forms application will NOT populate in the list of applications.

KSDE User Registration Form

[Back to Login Page](#)

* Indicates required field.

Please enter your contact information:

First Name:*

Last Name:*

Phone #:*

Email Address:*

Please select the organization and building that you belong to:*

Organization: [USD 101 Erie-Galesburg]

Building: ***** Please select a building *****

- All Buildings
- # 0106 - USD 101 - Public Off-Site Preschools
- # 0109 - USD 101 - Community-Based Preschool
- # 0110 - USD 101 - K Time Program W/O SPED
- # 0111 - Erie Elementary
- # 0112 - Galesburg Middle School
- # 0113 - Erie High School

Please enter a Username and password.

Username:*


Password:*

Tip: Do not use spaces when entering in your username.

When creating your password keep in mind the password requirements shown on the screen.

You will need to remember the username, password, security question/answer, and birth date that you entered. KSDE does not store this information for you.

- c. Scroll down to check **LEA Forms** and select **District Administrator** as the user level.

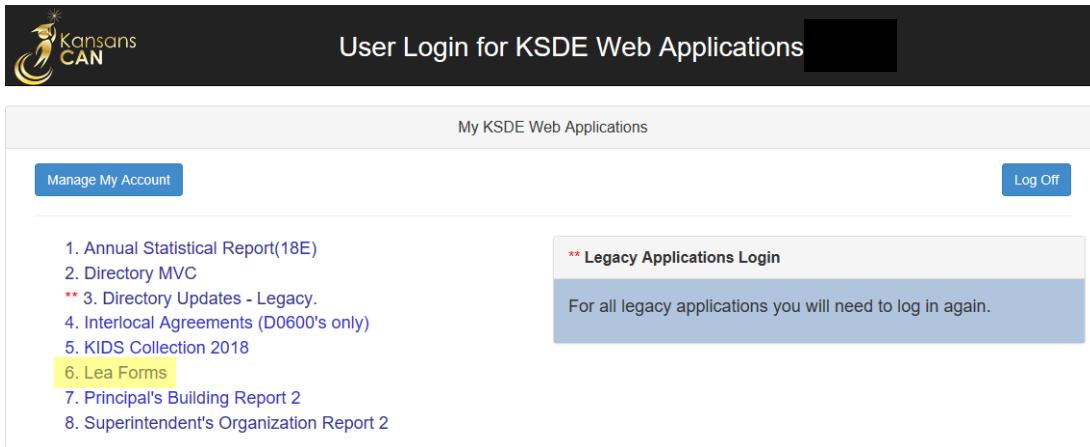


- d. Please register for any other applications by going through and checking and highlighting the requested user level for each one.
 - e. Click **Submit**. Once this happens, our IT department will email the contact denoted as "Superintendent" on the Directory Updates web application for approval.
4. Once the Superintendent approves the request, the IT Helpdesk will add the requested application to your account. When complete, an email will be sent stating that access has been granted.
 5. Go to the [KSDE Web Applications](#) site and sign in with the new username. All web applications registered for will be listed; only applications you have been given access to will be accessible.

Tip: If you forget your KSDE web applications password, click **Forgot Your Password?** on the Authentication screen. You will then be prompted to enter your username. Once entered, click **Send Password Reset Token**. You will receive an email with a temporary token to the email address associated with your username. Click the link in the email to update your password.

KSDE does not store your password. You are responsible for managing and remembering it.

Once you have access to the LEA Forms web application, you should see it in your [My KSDE Web Applications](#) list after logging into the [KSDE Web Applications](#) site (may be a different number than shown below). Click [LEA Forms](#).



Note: If you still do not have access to the LEA Forms web application after requesting access to the application for a current Username or registering for a new username, please contact our IT Help Desk (helpdesk@ksde.org) at (785) 296-7935.

Navigating

Once logged into LEA Forms, click **Mill Rate Form**.

LEA Forms>Form List

-->

Click on the form:

- [ESSA Building Expenditures Form](#)
- [Local Effort Form](#)
- [Local Option Budget Percentage](#)
- [Mill Rate Form](#)**
- [Kansas Preschool Pilot \(KPP\)-TANF-1st Quarter Request](#)
- [Parents As Teachers-KPEP](#)
- [Professional Development Aid - May - Final](#)
- [Special Education Transportation \(Form 308\)](#)
- [State Aid Request for July and Bond Principal & Interest Request](#)
- [State Aid Request for August](#)
- [State Aid Request for September](#)
- [State Aid Request for October](#)
- [State Aid Request for November](#)
- [State Aid Request for December](#)
- [State Aid Request for January](#)
- [Unencumbered Cash Balance-November 1](#)
- [Upload USD Budget Files](#)
- [Upload Interlocal Budget Files](#)

Change School Year

This is the first screen that will appear after entering the report. Click **Create New Report for 2024**.

You may create your 2024 report by clicking on (Create New Report for 2024) below.
 You may edit your current report or view prior reports by clicking Select next to the fiscal year.
If no reports are listed then the reporting period may not be open or you have no prior reports.

	Fiscal Year	Status	Due Date	KSDE Use
Select	2023	SUBMITTED	12/15/2022	LOCKED

[Create New Report for 2024](#)

Once you create the report, the next time you log in, if you have not submitted yet and are still 'In Progress', you will receive the following screen. Click **Select** next to 2024 to continue the current year's report. You can click **Select** next to any previous years to view submitted information for that year.

You may edit your current report or view prior reports by clicking Select next to the fiscal year.
If no reports are listed then the reporting period may not be open or you have no prior reports.

	Fiscal Year	Status	Due Date	KSDE Use
Select	2024	IN PROGRESS	12/15/2023	OPEN
Select	2023	SUBMITTED	12/15/2022	LOCKED

Tip: The "KSDE Applications" link in the top, left corner will take you directly to your authenticated home page where all your approved applications are listed.
 The "Logoff" link allows the user to exit the application at any time.
 The person icon in the top, right corner will drop-down a list of your approved applications when you hover over it. You can click any application to go directly to it.

Administrative Data

The first screen users will see is the Administrative Data Screen. District data populates from the Directory Updates Web Application, Central Office page. If any of that information is incorrect, you will need to update in the Directory Updates web application.

Users are required to enter contact information for this form, including name, position, and phone number of the person completing the form. Once entered, click **Save**, then click **Next Screen** to proceed.

LEA Forms>Mill Rate>AdminData

USD # D0102 Cimarron-Ensign 2022-2023 Status: **IN PROGRESS**

Administrative Data

USD information is populated from KSDE directory information.

USD #	D0102
Name	Cimarron-Ensign
Address	314 N. First
City	Cimarron
State	KS
Zip	67835-0489
Superintendent	Mr. Mike Waters

Enter/Change the contact information and click the save button.

Contact Name	<input type="text"/>
Contact Position	<input type="text"/>
Contact Email	<input type="text"/>
Phone Number ###-###-####	<input type="text"/>

Tip: You should not use the “Refresh,” “Back,” or “Forward” browser buttons with the Mill Rate Form. There are menus/buttons on every page for easy navigation to other screens.

Mill Rate Form

This screen lists all levy funds, in addition to the fund number and Budgeted Rates as certified on the current year's USD Budget (code 99). Enter the "Final Rate" for each applicable fund as certified by the County Clerk of your *home* county.

- Note: Your districts Home County is displayed right above the mill rate table.
- Do **NOT** enter the mill rates from the "budgeted" column into the "final rate" column. The intent on showing budgeted rates are for reference only.
- The County Clerk should certify the final mill rates to your office in November. If you do not receive them, please contact the County Clerk of your Home County.

Once you have entered your rates, click **Save**. There may be an error list as shown below. You must correct these errors before you can save this screen. Click **Previous Screen** or **Next Screen** to navigate through the form.

Capital Outlay

Per [K.S.A 72-53,113](#), Capital Outlay cannot exceed 8.000 mills. If the County Clerk certifies it at more than 8.000 mills, please notify the County Clerk of the error.

Final Mill Rates as Certified by County Clerk

Previous Screen Next Screen

Home County: **Neosho**

USD LEVY FUND	USD BUDGET FUND#	BUDGETED RATE	FINAL RATE
1. General Fund	06	20.000	20.000
2. Supplemental (LOB) Fund	08	19.369	0.000
3. Adult Education	10	0.000	0.000
4. Capital Outlay Fund	16	8.000	7.215
5. Cost of Living Fund	33	0.000	0.000
6. Special Liability Fund	42	0.000	0.000
7. School Retirement Fund	44	0.000	0.000
8. Extraordinary Growth Fund	45	0.000	0.000
9. Bond & Interest #1	62	22.016	0.000
10. Bond & Interest #2	63	0.000	0.000
11. No Fund Warrant	66	0.000	0.000
12. Special Assessment	67	0.000	0.000
13. Temporary Note	68	0.000	0.000
TOTAL USD RATE		69.385	27.215
14. Other Historical Museum	80	0.000	0.000
15. Other: Public Library Board	82	0.000	0.000
16. Other Public Lib. Board Emp Benefits	83	0.000	0.000
17 Other: Recreation Commission	84	0.000	0.000
18 Other: Recreation Comm Benefits	86	0.000	0.000
TOTAL OTHER RATE		0.000	0.000

Save

Submit Report (Results of Completeness Check)

Paying close attention to details will help ensure your mill rate data entry is accurate. If there are any errors that have a status of "Stop", you must correct them before you can submit.

Results of Completeness Check

[Back to Admin Page](#)

Click on error description to go to the data entry screen.

ERROR LIST	STATUS
Report contact person must be filled in.	Stop
Report contact telephone number must be filled in.	Stop
Report contact position must be filled in.	Stop
Actual column is all zeroes except general fund.	Stop
B&I #1 has a budgeted amount but no actual amount entered.	Warning

This report is not complete as stated above. Please complete all the necessary data for this report. You can click on an error message to go to that screen.

When the report is accurate, and all "Stop" errors are rectified, click **Submit Report**.

Results of Completeness Check

[Back to Admin Page](#)

Click on error description to go to the data entry screen.

ERROR LIST	STATUS
All forms complete.	

You may submit this report now.
 Once submitted, you cannot go back and edit anything on the report.

Submit Report

NOTE: If you discover an error in data after submitting the report, please contact School Finance at (785) 296-4209 to open the report so you can re-submit.

Print Report

The Print Report menu allows users to print the Mill Rate Form.

Check the box next to “Excel Report” to generate the report as an Excel file. Otherwise, it will generate a PDF. Click **Print Section** to generate the report.

Print Report

[Back to Admin Page](#)

All reports will be generated in PDF format. To export to Excel, check the Excel Export box before clicking on a print button.

Excel Export

Select ONE section you want to print and click on the Print Section button

Mill Rate Form

[Print Section](#)

Contacts

Mill Rate Form

Marcia Ricklefs	(785) 296-4209	mricklefs@ksde.org
Rose Ireland	(785) 296-4973	rireland@ksde.org
Sara Barnes	(785) 296-4972	sbarnes@ksde.org
Dale Brungardt	(785) 296-3872	dbrungardt@ksde.org

Username & Passwords

KSDE Help Desk	(785) 296-7935	HelpDesk@ksde.org
----------------	----------------	--

For more information, contact:

Marcia Ricklefs
Public Service Administrator
School Finance
(785) 296-6321
mricklefs@ksde.org



Kansas State Department of Education
900 S.W. Jackson Street, Suite 356
Topeka, Kansas 66612-1212
www.ksde.org